

COMMSCOPE®

PartnerPRO® Network

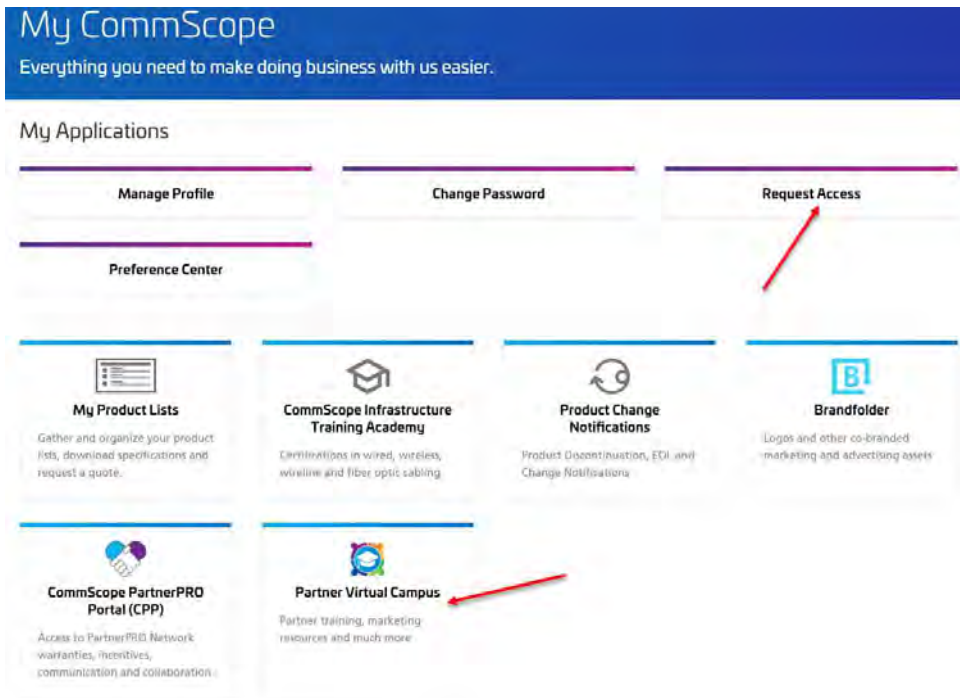
Videos & Guidelines



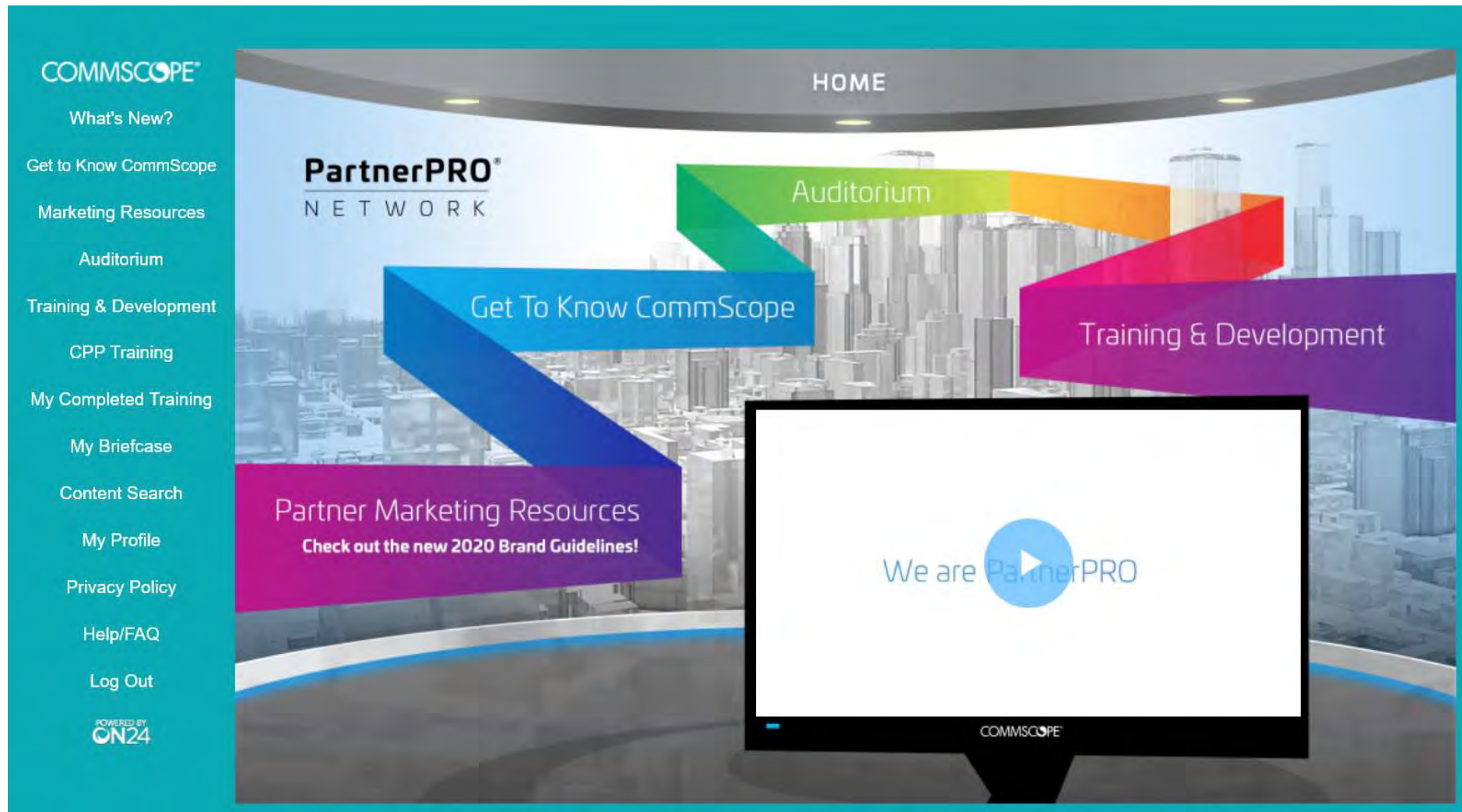
# Infrastructure videos & guidelines

# Where I can find available resources????

1. Please navigate into <https://www.commscope.com/membership/> and login with your "MyCommscope" credentials. In case you are a new user just click on Register and follow the steps to create your account.
2. Once in Click on the Partner Virtual Campus icon. In case you cannot see it just push on "Request Access", ask for "Partner Resources" access and wait till it is approved. You will get an e-mail once it is approved.



# AND YOU ARE IN!!!!



# Learn about all of the features on the Commscope PartnerPRO Portal (CPP) with these training modules

Please click on "Get to know CommScope" and select "CPP Information & Training"

COMMSCOPE

What's New?

Get to Know CommScope

Marketing Resources

Auditorium

Training & Development

CPP Training

My Completed Training

My Briefcase

Content Search

My Profile

Privacy Policy

Help/FAQ

Log Out

POWERED BY ON24

GET TO KNOW COMMSCOPE

**Get Familiar with CommScope**

- About CommScope
- Corporate Information
- PartnerPRO Network Program Guides

**Get Started with CommScope**

- Welcome Video
- Distributors: Request a Quote
- I Need Technical Support
- Where is Product Information?
- CPP Information & Training**
- How Do I Create a Warranty

**Get Engaged with CommScope**

- More CommScope Resources
- CommScope Logos & Partner Brandfolder
- How-To's & Other Videos
- CommScope Social Media
- CPP Information & Training
- New Product & Product Change
- News on Demand
- North America Channel Marketing Program

Learn about all of the features on the Commscope PartnerPRO Portal (CPP) with these training modules.

Hint: Use the Filter icon in your training list to sort by category or track to find your courses!

# Where to find PartnerPRO Network Program Guides

Please click on "Get to know CommScope" and select "PartnerPRO Network Program Guides"

The screenshot displays the CommScope website interface. On the left is a teal sidebar with the following menu items: What's New?, Get to Know CommScope, Marketing Resources, Auditorium, Training & Development, CPP Training, My Completed Training, My Briefcase, Content Search, My Profile, Privacy Policy, Help/FAQ, Log Out, and a logo for ON24. The main content area is titled 'GET TO KNOW COMMSCOPE' and is divided into three columns. The first column, 'Get Familiar with CommScope', contains 'About CommScope', 'Corporate Information', and 'PartnerPRO Network Program Guides'. A red arrow points to the 'PartnerPRO Network Program Guides' link. The second column, 'Get Started with CommScope', contains 'Welcome Video', 'Distributors: Request a Quote', 'I Need Technical Support', 'Where is Product Information?', 'CPP Information & Training', and 'How Do I Create a Warranty'. The third column, 'Get Engaged with CommScope', contains 'More CommScope Resources', 'CommScope Logos & Partner Brandfolder', 'How-To's & Other Videos', 'CommScope Social Media', 'Press Releases', 'New Product & Product Change', 'News on Demand', and 'North America Channel Marketing Program'. A mouse cursor is visible at the bottom center of the page.

# Available webinars / videos for CPP usage

1. CPP Overview and Log-In
2. Requesting OIP
3. Requesting OIP Claim
4. Submitting a warranty
5. CPP Training – Q&A Session: CPP, OIP and warranties
6. CommScope New on Demand
7. CommScope Social on Demand

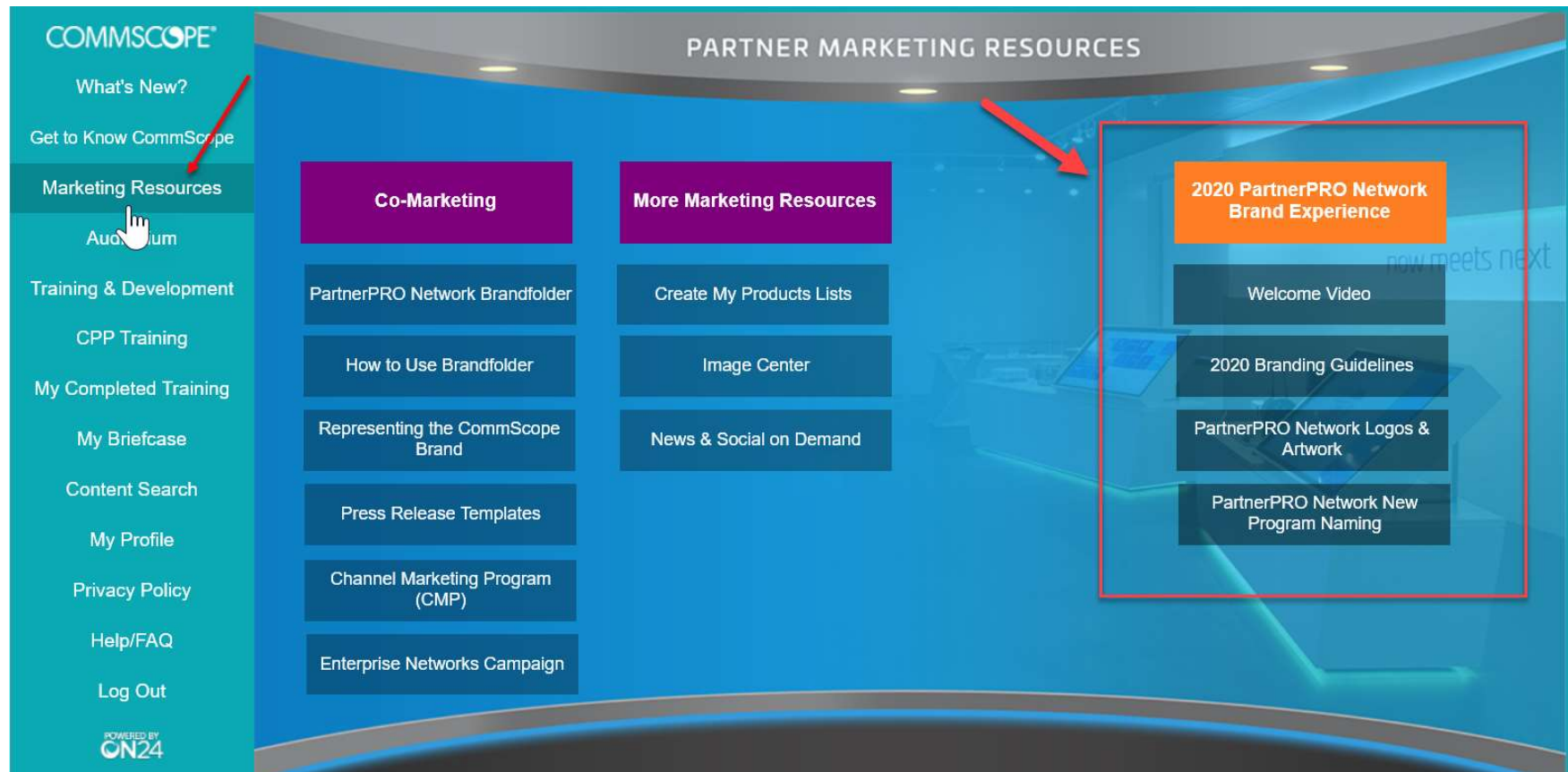
# Available guidelines for CPP usage

1. 2020 Program Naming
2. PartnerPRO Brand Guidelines
3. Accepting Business Plan
4. Accepting Partner Agreement in CPP
5. How to Locate My Partner Certificate
6. How to access My Commscope Partner Certification Requirements and Current Status
7. Add User / Assign Access Rights
8. Removing permissions & De-activating a user
9. Entering a new Opportunity
10. Request OIP
11. Registering a warranty for an existing Opportunity
12. Updating a Warranty Returned for More information
13. Request Rebate Extension
14. How to claim a Rebate
15. How to access CommScope Virtual Campus
16. How to Request CMP Funds
17. How to Submit a CMP Claim
18. How to Download a CMP Product Certificate
19. 2020 CMP Guidelines for North America Infrastructure Solutions



# 2020 PartnerPRO Network Brand Experience

Learn about PartnerPRO Network New Program Naming, Logos & Artwork and Branding Guidelines



Click on (Auditorium), you can access video and webinars with overviews of the New CommScope PartnerPro Portal (CPP) and CommScope Partner Virtual Campus Tour.

COMMSCOPE

What's New?

Get to Know CommScope

Marketing Resources

Auditorium

Training & Development

CPP Training

My Completed Training

My Briefcase

Content Search

My Profile

Privacy Policy

Help/FAQ

Log Out

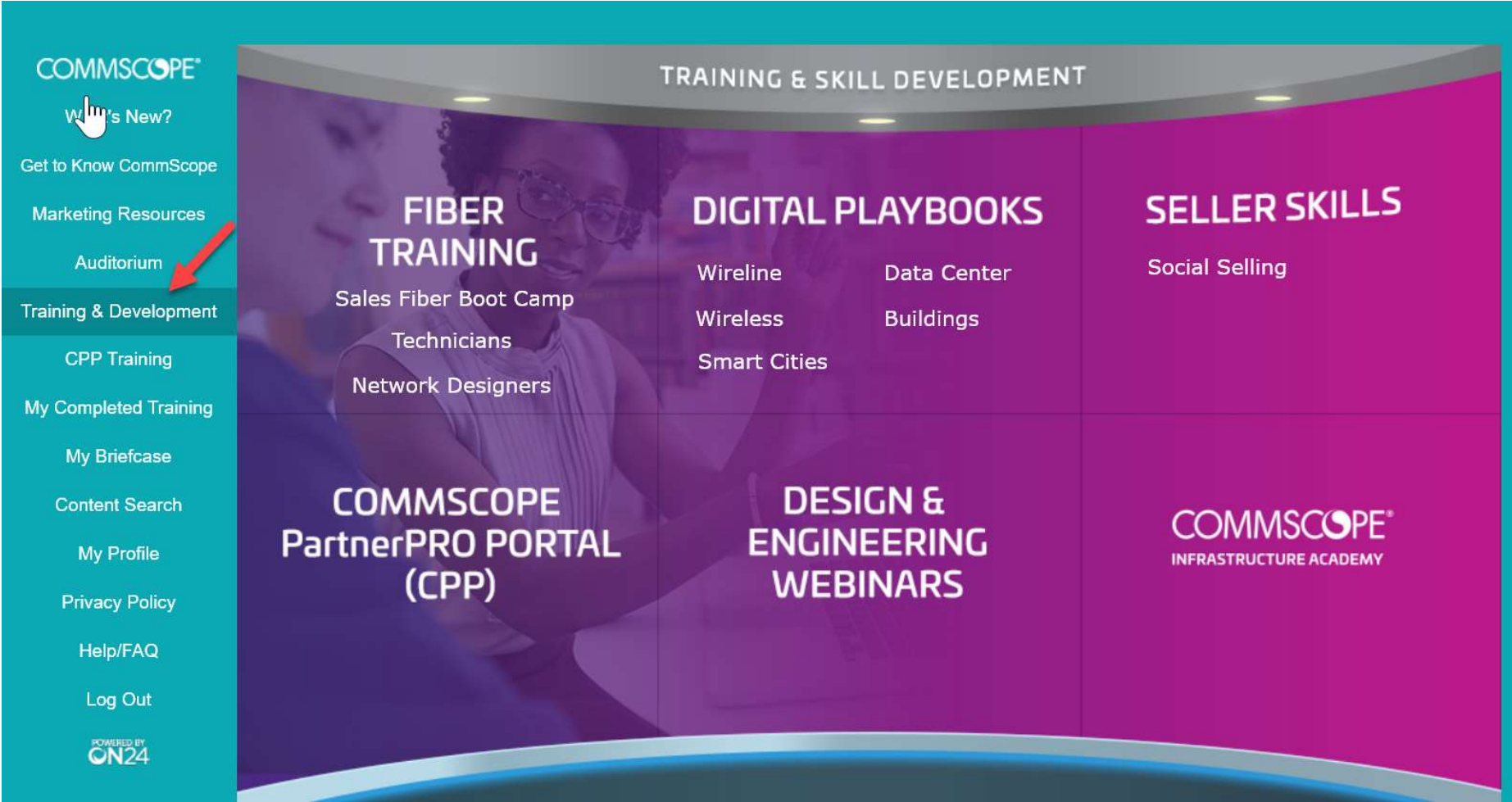
POWERED BY CN24

### AUDITORIUM

Date/Time (EDT)	Title	Category	Track
June 21, 2019 Now OnDemand	<a href="#">Stephen Kowal's Q2 Partner Update</a>	Video	Partner Virtual Forum -...
<b>Duration:</b> 15 minutes		<b>Utilities:</b>	<a href="#">Launch</a>
June 23, 2019 Now OnDemand	<a href="#">Regional Update - Asia Pacific</a>	Forum Regional...	Partner Virtual Forum -...
<b>Duration:</b> 11 minutes		<b>Utilities:</b>	<a href="#">Launch</a>
June 23, 2019 Now OnDemand	<a href="#">Regional Update - Europe</a>	Forum Regional...	Auditorium, Partner Virtu...
<b>Duration:</b> 10 minutes		<b>Utilities:</b>	<a href="#">Launch</a>

[View Complete Auditorium Archives](#)

**Click on (Training & Development). Here you will find Design & Engineering Webinars, product information, link to CommScope Infrastructure Academy and many more features.**



**Dive into the Virtual Campus and  
become familiar with this site.  
Tons of information available at  
your fingertips!!!**

Networking videos & guidelines  
Coming soon!!!